




Occasionally, the wedges may settle into the push lock body and be difficult to move. This may impede cable installation if they are not freed first. To free the wedges, do the following:



Push Lock for 1/8" cable: use a PL-Key tool or a 1/4" diameter fastener



Insert the tool into the hole and press until the wedges move freely



Push Lock for 3/16" cable: free the wedges using a 16d nail or another tool with a 1/8" or smaller diameter.