

Invisiware® Receivers



The tensioners that are hidden inside the post.

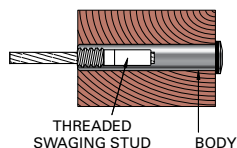
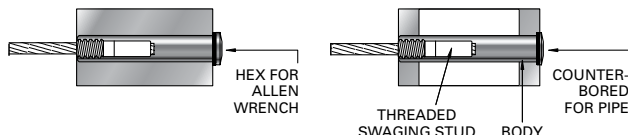
Easy to install

Slide the Invisiware® Receiver into a pre-drilled hole in the end post. The inside of the Receiver is female-threaded to accept the male-threaded swaging stud (below) that is attached to the cable. The head of the Receiver is broached for an Allen wrench. To tension the cable, simply insert the Allen wrench and rotate the Receiver around the male threads to draw the stud and cable further inside the Receiver. When installed, only the head of the Invisiware® Receiver is exposed on the outside of the post.

Illustrated with an Invisiware® Radius Ferrule on the non-tensioning end (see page 16).

Use with metal or wood — on level runs or stairs

Invisiware® Receivers are used with pipe and metal tubing. Pipe ends are counterbored, so the full perimeter of the head rests on a flat surface in the pipe. The head rests on the outside wall of a flat-sided metal post. A plastic washer is included and acts as a scratch-resistant barrier between the head of the Receiver and the metal post.

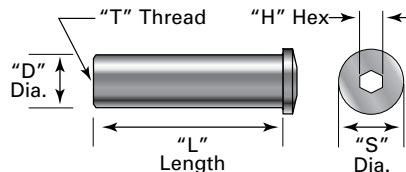


For use in wood, the Invisiware® Receiver can rest against the outside of the post or the post can be counterbored with the Receiver recessed in the post. For wood applications, also order 7/16SAE stainless steel washer (page 21).

You do not have to drill your holes at an angle to use Invisiware® Receivers on stairs or severe pitches up to 35 degrees.

INVISIWARE® RECEIVER DIMENSIONS

Cable Diameter	1/8" cable	3/16" cable	1/4" cable	5/16" cable	3/8" cable
Part Number	R-6-XX	R-6-XX	R-8-XX	R-12-XX	R-12-XX
"D" Diameter	.437"	.437"	.531"	.687"	.687"
"T" Thread	5/16-24	5/16-24	7/16-20	9/16-18	9/16-18
"H" Hex	3/16"	3/16"	7/32"	5/16"	5/16"
"S" Diameter	.537"	.537"	.646"	.865"	.865"
"L" Length	See "FRAMING OPTIONS" Table				



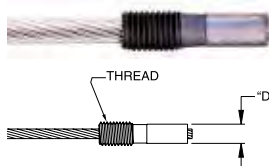
FRAMING OPTIONS FOR INVISIWARE® RECEIVER

Cable Diameter	1/8" cable	3/16" cable	1/4" cable	5/16" cable	3/8" cable	"L" Length
1-1/2" Tube or 1-1/4" Pipe	R-6-12	R-6-12	NA	NA	NA	1.562"
1-1/2" Pipe	R-6-22	R-6-22	R-8-22	NA	NA	1.812"
2"x2" Tube	R-6-32	R-6-32	R-8-32	R-12-32	R-12-32	2.030"
2" Pipe	R-6-42	R-6-42	R-8-42	R-12-42	R-12-42	2.301"
2-3/8" Tube	R-6-72	R-6-72	NA	NA	NA	2.375"
2-1/2" Tube	R-6-82	R-6-82	NA	NA	NA	2.530"
3" Tube*	R-6-52	R-6-52	R-8-52	R-12-52	R-12-52	3.030"
4x4 Wood Post or 3-1/2" Tube	R-6-62	R-6-62	NA	NA	NA	3.5625"

*Use with 2"x1" and 3"x1" double end post construction illustrated in the Design Guide for Metal Railings. Order Swaging Stud separately.

Invisiware® Threaded Swaging Stud

This part is swaged onto the end of the cable and used with the Invisiware® Receiver (above). When used with the Invisiware® Welded Receiver (see page 21) in a metal end post it becomes a stop-end (non-tensioning end) fitting that is completely hidden inside the end post. The threaded surface is coated with a baked-on molybdenum-based dry film lubricant, to prevent the threads from binding when tensioned and in extreme environments.




TYPE 316 STAINLESS STEEL – MOLY COATED

CABLE DIA.	PART NO.	THREAD	"D" DIAMETER AFTER SWAGED
1/8"	S-4	5/16-24	.250"
3/16"	S-6	5/16-24	.250"
1/4"	S-8	7/16-20	.375"
5/16"	S-10	9/16-18	.500"
3/8"	S-12	9/16-18	.500"

ISO 9001: 2008 Certified / U.S.A. Manufacturer

1-800-851-2961 ■ 775-885-1443 ■ Fax 775-885-2734
52 Heppner Drive ■ Carson City, NV 89706
E-mail: info@ultra-tec.com Website: www.ultra-tec.com



Ultra-tec®
CABLE RAILING INFILL

Tensioners Requiring Swaging